


The Moons Moat Nature Trail Workbook

With the help of the Worcestershire Wildlife Trust, volunteers in the Moons Moat Conservation Group have researched and compiled a workbook to help you explore the nature trail and its 'inhabitants'.



Copies of the workbook are available to local schools to help them use the trail as an educational resource.

Additional copies are available from the Moons Moat Conservation Group.



Worcestershire



The Moons Moat Nature Trail was created in 2021/2 with the aid of a Voluntary Community Sector grant from Redditch Borough Council.

Contact Us:

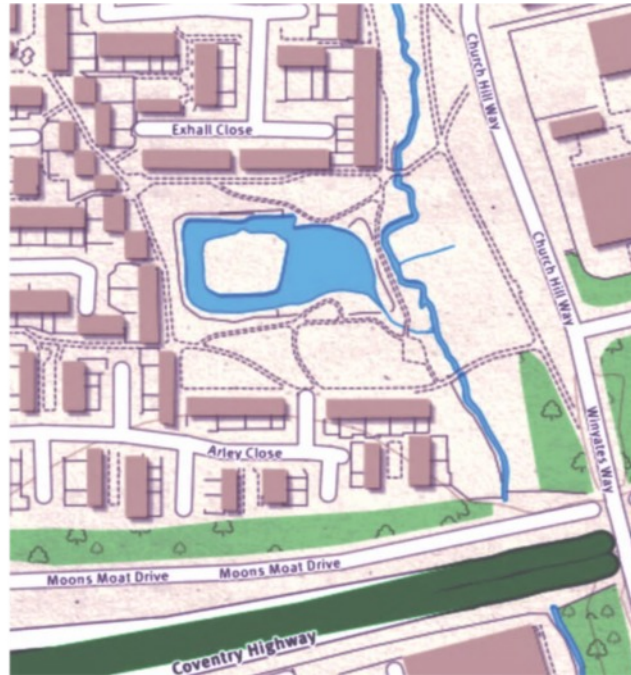
enquiry@moons-moat.online
www.moons-moat.online

The Location of Moons Moat

Moons Moat is located at:

SP 06910 68191 Post Code: B98 9JB
Lat. 52.311791 Lon. -1.9000608

Moons Moat is a Scheduled Ancient Monument and the site of a former medieval moated house in the middle of a residential area between Arley Close, Barnwood Close and Exhall Close in Church Hill South, Redditch.



Please remember that this is a Scheduled Ancient Monument and that the surrounding area is residential housing. Please act accordingly at all times.

Moons Moat

Nature Trail



Welcome to the Moons Moat Nature Trail where you can explore the wildlife that calls the Moat its home.

You can follow the trail from post to post and, at each, collect your own image of one of the species commonly seen on site.

On the top of each post there is a plaque with an embossed image. By placing a piece of paper on the image and lightly rubbing over the plaque with a crayon or pencil you will see the image transfer to your collection.

Then look around you, here and as you walk further, to see if you can spot a living example on site..

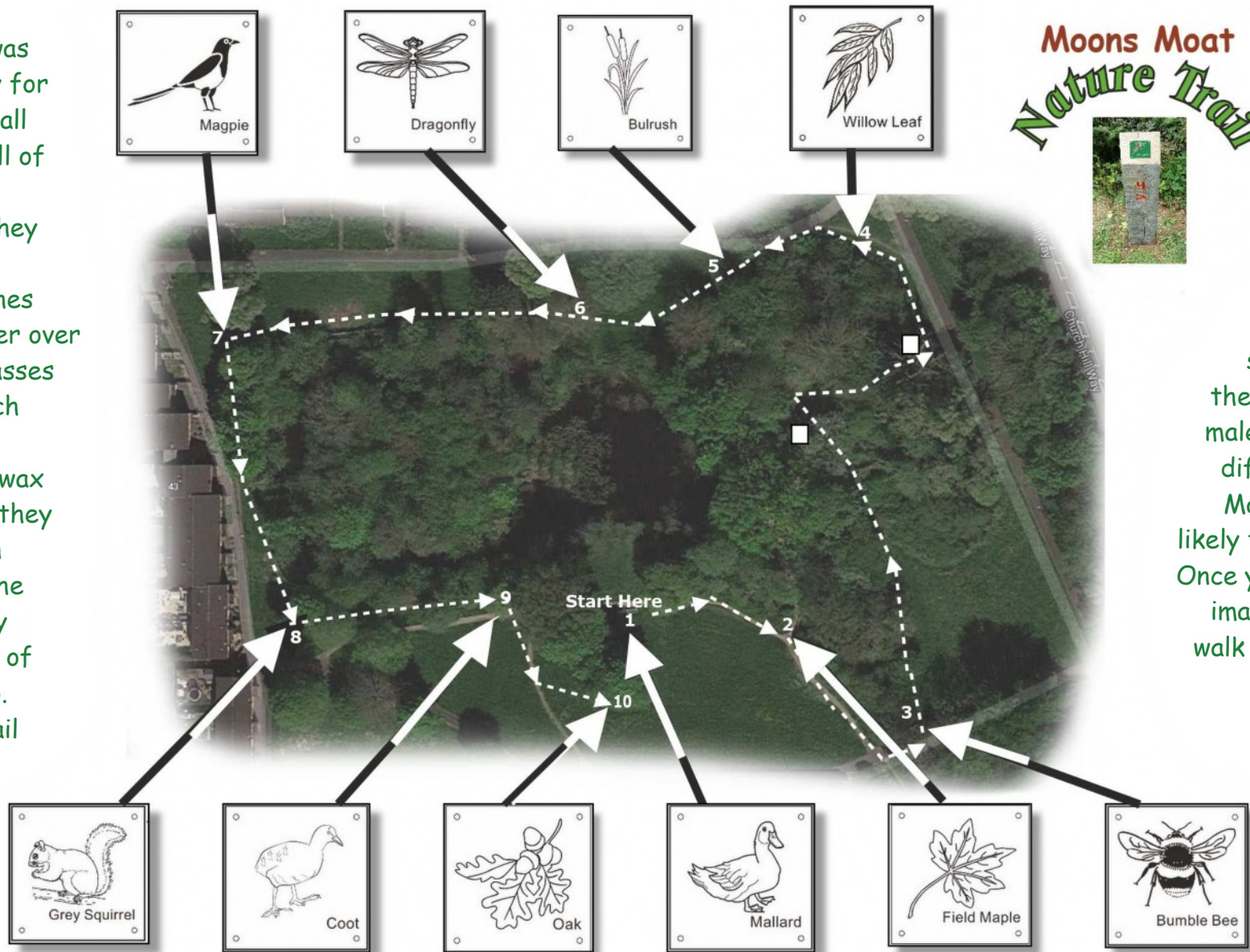
www.moons-moat.online

"Brass Rubbing"

A century ago, brass rubbing was a popular hobby for many people of all ages. With a roll of thick paper and cobbler's wax they would travel to medieval churches and lay the paper over monumental brasses set in the church floor.

By rubbing the wax over the paper they would create an impression of the brass - and very handsome some of these were, too. Our Nature Trail offers you a similar experience.

Follow the trail and spot the wildlife



Welcome to the Nature Trail.

Moons Moat Nature Trail



Starting by the bench on the south side of the moat you will find post 1. This has an image of a Mallard duck on it which is probably the most common species you will spot at the moat. Notice that the male and female look quite different. If you come in May or June you are also likely to spot baby ducklings. Once you have "rubbed" your image into your workbook, walk in the direction of the arrow on the post and find post 2. Repeat the process and then move on to the next post. There are ten posts in all on the trail.

Why not go on-line and find out more about the wildlife at Moons Moat. Here are a few sites you can try:

<https://www.woodlandtrust.org.uk/trees-woods-and-wildlife>

<https://www.worcswildlifetrust.co.uk/>

<https://www.rspb.org.uk/birds-and-wildlife>

<https://britishwildlifecentre.co.uk>